



FableVision®

LEARNING

RESOURCE HUB FOR CREATIVE EDUCATORS

CREATE BRAVELY.

Pete H. Reynolds

WORKBOOK



FableVision Learning Presents

**Create Bravely: Promoting Creativity
with Special Needs Learners**

Special Thanks to

YOU
and the wonderful folks at
our partner schools.

Copyright © 2018 FableVision Learning, LLC
368 Washington Street, Suite 207 • Dedham, MA 02026
800.828.0017 • www.FableVisionLearning.com

A NOTE FROM THE AUTHOR

Hi there folks!

Thank you for joining me for an exploration of creating bravely in the classroom. I am Dr. Denine Jimmerson and I am the Executive Director of Curriculum & Design for FableVision Learning. I have taught elementary and middle school, and have been working with teachers around the world who, like you, are looking for ways to bring creativity and innovation to the classroom.

This workshop is designed to help you figure out how to integrate the use of creative skills with your existing curriculum for your learners. You've heard about the importance of preparing students for jobs that don't yet exist, you also know we need to teach "creativity". There is a lot of pressure in schools to make sure students are meeting their academic and IEP objectives. How do we take everything we know about teaching students to master specific content and skills and transform it to not only prepare our students for the future, but to have some fun along the way? If these are some of the challenges you are facing in your world, you are in the right place!

I am going to share a few strategies with you that will help solve these challenges ... today if you want. This workshop is going to ask you to engage and reflect ... and of course innovate.

Ready to go? Let's get started! ~Denine Jimmerson, Ed.D.

My TWO GOALS for this Workshop:

1.

2.

QUICK LIST – CREATIVE WAYS TO USE A TOOTHBRUSH

WHY CREATIVITY?



SECTION REVIEW

Why is creativity important? I think we all agree that creativity is important and that ALL learners should have access to building and experiencing the authentic use of creativity in their lives. But why is creativity important? First, creativity helps people solve problems. People with well developed creativity skills have practice looking at challenges from multiple perspectives and thinking "outside of the box" to look for solutions.

Creativity also helps people communicate and collaborate. We need people to work together, not independently, in the future and it is really important that they learn how to work together toward common goals to solve problems. Creativity allows people to consider different perspectives as part of a deeper thinking process.

Creativity needs to be taught. Everyone is creative ... some people just have more practice than others :)

So, now that we have engaged in a short discussion about the "why" of creativity, we should take a few minutes to talk about the "what" of creativity.

NOTES

WHAT IS CREATIVITY?

SECTION REVIEW

“Creativity is putting your imagination to work. It is applied imagination. Innovation is putting new ideas into practice.” ~Sir Ken Robinson

Creativity is one of the 4 Cs (communication, collaboration, critical thinking ... and creativity.

NOTES

ONE IDEA ... DESIGN THINKING

(tackle authentic challenges for your students to solve)

Consider the following challenge as an example -

Students are overly dependent on their teachers.

WHAT DOES CREATIVITY LOOK LIKE FOR SPECIAL NEEDS LEARNERS?

SECTION REVIEW

One example of how teachers are implementing creativity in the classroom for their special needs learners is through the use of digital storytelling. Special needs students in District 75 (the largest special needs district in the United States located in NYC) use digital storytelling ... the creation of animations and books ... to tell their stories and give students voice.

Animation is also being used by special needs learners to show what they know and can do with content (as you can see by the sample water cycle animation video).

Animators use storyboards to plan their animations. Storyboards are closely aligned with the writing process and can be used as a graphic organizer for traditional writing assignments, books/comic books and animations.

Now it is your turn! Use a print out of the storyboard to plan your own animation about addition, the water cycle, your favorite food, or any other topic!


NOTES

Peter H. Reynolds' Basic Storyboarding Template

Film Title: _____

Director(s): _____

Panel # _____




↑ Draw here

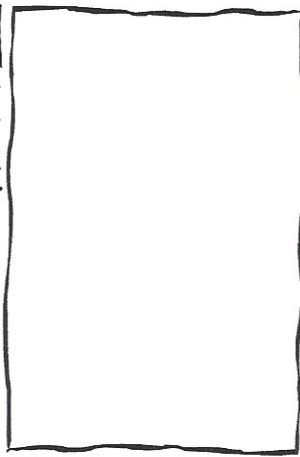


Write here

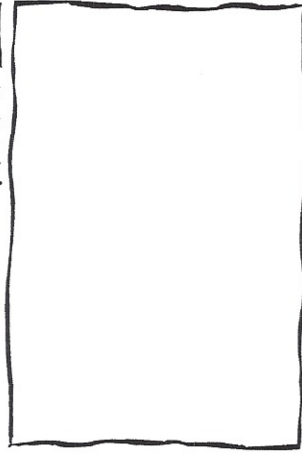
Panel # _____



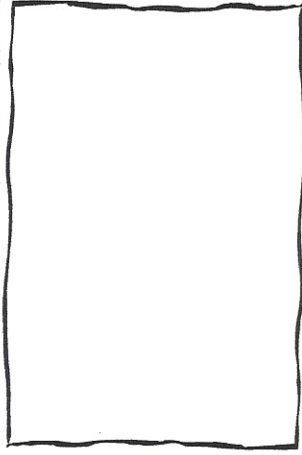
Panel # _____



Panel # _____



Panel # _____



Panel # _____

